



FAN MÜHENDİSLİĞİ

OPERATOR'S MANUAL

AXIAL
SHELL EX-
PROOF
FANS

AIR-A-U/...
EXSERIES



CONTENTS

LIST OF SHAPES	3
LIST OF TABLES	3
COMPANY INFORMATION	4
WARRANTY and SERVICE	5
WARRANTY TERMS	7
SPECIAL WARRANTY TERMS	9
USER RESPONSIBILITIES AND WARRANTY	10
PRODUCT INFORMATION	11
ÜRÜN TANIMI	11
AIRONN AIR-A-U/...EX SERIES FAN LABEL	13
USE AREA	14
PACKAGING CONTENT	14
GENERAL NOTES ON THE MACHINE	15
ABBREVIATIONS	16
OVERALL DIMENSIONS	17
GENERAL SAFETY INSTRUCTIONS	18
WARNING LABELS ON THE MACHINE	18
DURING TRANSPORT AND TRANSPORT	19
DURING INSTALLATION AND INSTALLATION	23

DURING THE OPERATION	24
DURING MAINTENANCE	25
DURING SCRAP	27
STORE THE PRODUCT	28
INSTALLATION INSTRUCTIONS	30
AKSIYAL FAN MONTAJI	31
ELECTRICAL CONNECTION INSTRUCTIONS	34
ELECTRICAL CONNECTION DIAGRAM	38
USE OF THE PRODUCT	39
1-MANUAL OPERATION	39
2-USE WITH AUTOMATION	39
MAINTENANCE INFORMATION	40
PERFORMING PERIODIC MAINTENANCE	40
POSSIBLE FAULTS AND RECTIFICATION ARE POSSIBLE	42
WARRANTY SHEET	44

LIST OF SHAPES

Figure 1: Long Body Axial Shell Ex-Proof Fan Series _____11

Figure 2: Example of an Ex-Proof Fan Series with Axial Bucket _____13

Figure 3: Long Body Axial Shell Ex-Proof Fan Series General Dimensions _____17

Figure 4: Horizontal mounting Detail of Axial Fan and Accessories in shaft _____32

Figure 5: Vertical mounting Detail of Axial Fan and Accessories in shaft _____33

Fig. 6: Δlinkage _____37

Figure 7: Y-Link _____37

Figure 8: Y/ - linkage _____37

Fig. 9: Clamp connection Diagram for Dual Speed Dahlander Coiled Engine
37

LIST OF TABLES

Table 1: Electrical connection according to engine power37

Table 2: Possible mechanical faults and repair42

Table 3: Possible electrical faults and repair”43

COMPANY INFORMATION

AIRONN VENTILATION SAN A.Ş.

CENTRAL : ÇAMLIK MAH. SENOL GÜNEŞ BULVARI NO:28/A
UMRANIYE/ISTANBUL

OFFICE : KARATEPE MAH. CUMHURİYET CAD. MERA SOK. NO:13
KARTEPE/KOCAELI

FACTORY

TEL / FAKS : +90 216 594 5696 / +90 216 594 5717

WEB : www.aironn.com.tr

MAİL : info@aironn.com.tr / fabrika@aironn.com.tr



WARRANTY and SERVICE

We ask you to follow the recommendations below;

1. Remember to have your Dealer confirm the Warranty Document when you purchase your product.
2. Follow the instructions in the user manual when using your product.
This warranty provided by AIRONN ventilation does not cover any failure caused by using the product outside the instructions in the user manual. In addition, the following conditions are excluded from the warranty:
 1. Damage and defects caused during transport, loading and unloading after the product has been delivered to the customer,
 2. Fire, earthquake, lightning strike, etc. damage and malfunctions caused by natural disasters such as,
 3. Faulty electrical wiring, lack of voltage or excess, damage and faults if used at a different voltage than the voltage on the product label,
 4. Damage and defects resulting from user errors.
3. The damage and faults mentioned above are rectified by determining a fee based on the size of the damage and fault. The shipment and installation of the product to the place of use are excluded from the product price.
4. The responsibility for the approval of this warranty document to the customer is above the dealer, dealer, agent, or agent where the consumer purchased the product.
5. In the event of any dispute during the warranty period of the product, the user must retain the invoice or a legible copy of the product along with the Warranty Statement of the product.

6. If any changes to the Product Warranty Document are made, the original serial number on the product is removed or replaced, the Warranty Statement of the Product is invalid.



WARRANTY TERMS

- The warranty period is 24 months following the date of delivery of the product.
- All parts on the product are warranted under the protection of AIRONN ventilation.
- In the event of a potential failure, the repair time for the product cannot exceed 20 business days and the repair time is added to the warranty period. The repair time begins when the user reports the product malfunction to the service station, if no service station, to any dealer, seller, agent, importer or manufacturer of the product. Fault notification, phone, email, fax, letter with return, etc. it can be done by means. However, in the event of a potential conflict, the obligation to prove it is the consumer's. If the failure of the product is not resolved within 10 business days, the manufacturer or importer company must present another product of similar characteristics to the consumer's use until the product is repaired.
- If the product fails during the warranty period due to defects in materials, workmanship and assembly, the labor expense shall be repaired without the expense of the replacement part or any other cost.
- Any failure to use the product other than the instructions in the user manual is excluded from the warranty.
- The General Directorate of Consumer Protection and Market Surveillance of the Ministry of Customs and Trade can be consulted for any issue related to the Warranty Certificate.
- Consumers can apply for complaints and objections to consumer courts and consumer referees.
- Although the consumer has used the right to repair the product;
 - At least 4 (four) in one year, provided that it is within the specified warranty period from the moment it is delivered to the consumer

once or for a failure of 6 (six) times during the warranty period specified by the manufacturer or importer and if the property caused by these faults is not available,

- If the maximum time specified for the repair has been exceeded,
- If the company's service station is not available, the failure, which occurs with the report, which will be organized by its dealer, dealer, agent, agent, importer or manufacturer, is not possible, respectively, if the service station is not available,

The consumer may request a free replacement of the product, a refund or a disbursement at a disservice rate.

- If the product is found to be disagreeable, the consumer will be;
 - I. Return from contract by notifying you that you will return the product sold,
 - II. To retain the product sold and ask for a discount at a disservice rate,
 - III. Requesting a free repair of the product, which is sold at all costs, at the expense of the seller, if the dismissal of the product does not require excessive expense,
 - IV. To request that the product sold is replaced with a double as possible,He can only use one of his election rights. The seller is obliged to fulfill this consumer-preferred request.

SPECIAL WARRANTY TERMS

1. Our company is not responsible for any damage that may occur during the installation of the customer's transport.
2. Any defects that may occur during the warranty period are only remedied by our company's service personnel or by qualified service personnel who have received the necessary training and authorized by us. Without our written agreement, the warranty is void if other persons interfere with the machine.
3. The warranty provided by our company is valid if the machine is used as described in this user manual, otherwise the warranty is void.
4. This warranty shall be govern if the original serial number is removed or falsified on the machine, where the warranty document is falsified.
5. The warranty provided applies to the full fulfillment of the customer's veche and responsibilities written in the operator's manual and catalog in this document.

USER RESPONSIBILITIES AND WARRANTY

Except that AIRONN is included in this manual he shall not be held responsible for any of the following.

- Any use of law or norms not permitted
- Improper and unsuitable area and structure to use the machine
- Non-compliance or misuse of the items in the booklet
- Use of electricity that does not conform to the specified electrical installation
- Any modifications not made by authorized persons
- Use of the machine beyond its performance
- Not performing the necessary maintenance
- Use of an external machine for trained personnel
- Original without and not approved by the manufacturer spare use of parts



ANY REPAIRS TO THE MACHINE ARE PROHIBITED!!!

PRODUCT INFORMATION

ÜRÜN TANIMI

The Aironn Ex-Proof Axial Fan Series is suitable for use in applications such as petrochemical plants, treatment plants, paint facilities, mines and industrial facilities. with a diameter range of 400 mm – 1250 mm, the adjustable vane angle offers a wide range of performance while also giving you the advantage of providing precise flow. Designed to TSE EN 13463-1. The performance of the Ex-Proof series fans with axial shells has been tested in accordance with THE UNCLE 210-07 standard.



Figure 1: Long Body Axial Shell Ex-Proof Fan Series

Fan Gövdesi

The body of the fans is made of high-quality hair and corrosion-resistant hot immersion is coated with galvanized. The fan flanges are made by twisting the body, making the fans self-flanged. Preferable with vertical or horizontal mounting depending on preference. The body is available with the maintenance cover option.

Kanat

Wings with aerodynamic construction are manufactured from ETIAL 171 material by injection casting. Static and dynamic balancing according to ISO 1940/1-2003.

Elektrik

There is an Ex-proof certified IP 55 electrical junction box mounted outside the body.

Accessory

Horizontal foot, Vertical foot, Muffler (50), Muffler (100), Pod Muffler (50), Podcast Muffler (100), counter flange, Non-return Damper, wire Cage, Spring isolator, Suction Funnel, Flexible coupling, Packer Switch, Vibration Sensor, Inverter

Equipment Group: II - Overground Industries, mines

Environment Classification: Zone 1, Zone 2, Zone 21 and Zone 22

Zone 1 - areas where explosive environment is seen in short periods, but in the event of a period of time, this equipment is intended to be de-energized. Products in this category are produced to be used in a slightly more physical difficult situation.

Zone 2 – describes an explosive density of a flammable material that is not expected, for example, not exceeding 10 hours a year, in just a short time.

Protection Type: Exd - flameproof

protection explosion Group: II B and III B

Heat Class: T4 - maximum surface temperature 135°C

AIRONN AIR-A-U/...EX SERIES FAN LABEL




	AIRONN HAVALANDIRMA VE KLİMA SİSTEMLERİ SAN. DİŞ TİC. LTD. ŞTİ.		
	Karatepe Mah. Cumhuriyet Cad. Mera Sok. No:13 Kartepe / Kocaeli Tel:0 216 594 56 96 Fax:0 216 594 57 17 www.aironn.com.tr - info@aironn.com.tr		
SİPARİŞ NO ORDER NO		HAVA DEBİSİ (m3/h) AIR VOLUME (m3/h)	
SERİ NO SERIAL NO			
CİHAZ KODU ITEM CODE		STATİK BASINÇ (Pa) STATIC PRESSURE (Pa)	
CİHAZ MODELİ MODEL NO		MOTOR kW	
		DEVİR/SPEED rpm	
		NOMİNAL AKIM	
*** TEST EDİLMİŞTİR Made in Turkey	 II 2GD Ex db or eb IIB T4 Gb / tb IIIC T 125 °C Db II 2GD Ex hc IIB T4 Gb / hc IIIC T 125 °C Db		

Figure 2: Example of an Ex-Proof Fan Series with Axial Bucket

GENERAL NOTES ON THE MACHINE

All modifications to the machine other than authorized personnel are prohibited. The manufacturer does not allow any misuse without its permission.

Any danger of damage or any situation resulting from failure to comply with the instructions in the operating manual is caused BY AIRONN VENTILATION AND AIR CONDITIONING SYSTEMS Ltd.' yi cannot create a binding cause. The employer must provide all training and information in accordance with the CE norms to the user personnel. **It is therefore essential to read and understand this manual by the user before using the machine.**

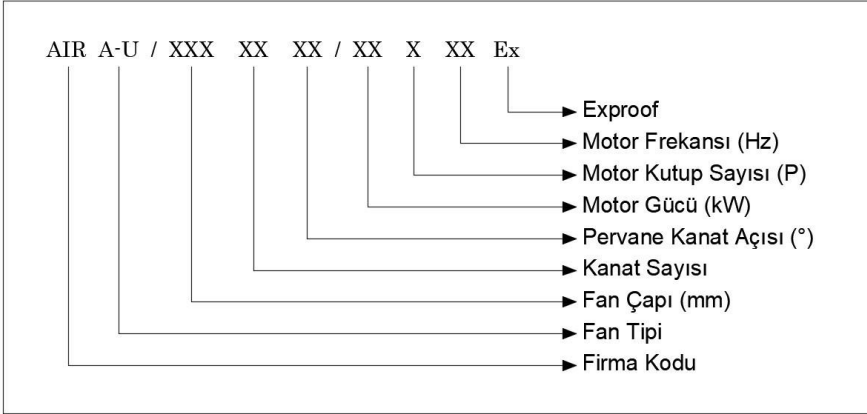


THE MACHINE CAN ONLY BE USED BY THE AUTHORIZED OPERATOR!

The machine always complies with the necessary safety precautions if the instructions specified in THE MAINTENANCE INFORMATION section are followed. These instructions are provided as a precaution for any safety risk that may occur to personnel operating the machine. **Full capacity and efficient operation of the machine is provided if the instructions in this booklet are followed.** This booklet should be stored in an easy-to-reach location as long as the machine is in use and any changes and warnings made by the manufacturer must be indicated on the booklet. If the machine is sold to another user, the relevant booklet must be delivered. The manufacturer does not allow this booklet to be duplicated and copied for any reason, and all rights are reserved. Any image and drawing in the booklet is a guide. The manufacturer has the right to remove, delete, and replace them.

The machine is delivered to the customer with a label that has machine and identification information on it and is overtaken on the machine.

ABBREVIATIONS



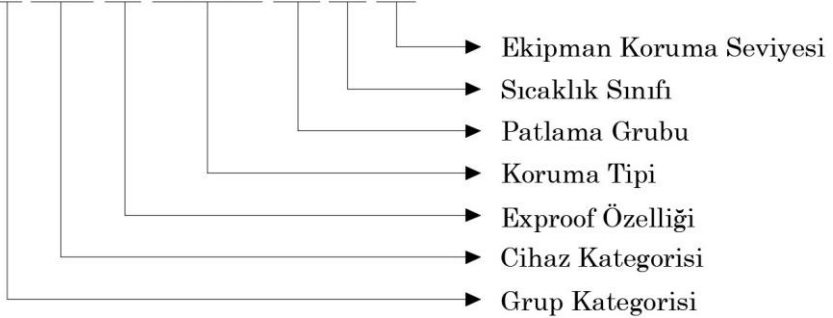
Ex encoding



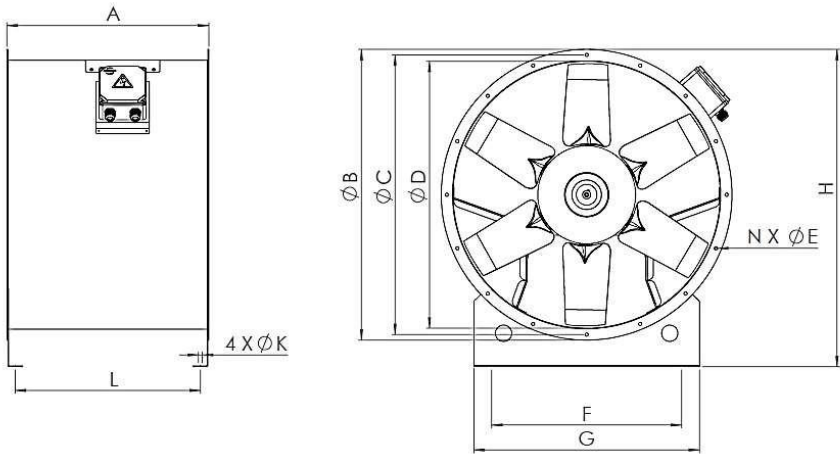
II 2GD Ex db or eb IIB T4 Gb / tb IIIC T 125 °C Db

II 2GD Ex hc IIB T4 Gb / hc IIIC T 125 °C Db

II 2GD Ex db or eb IIB T4 Gb



OVERALL DIMENSIONS



	A	B	C	D	F	G	L	H	N X ØE	ØK
AIR-A-U/400.... EX	420	460	430	400	300	360	378	500	8 x11	11
AIR-A-U/450.... EX	420	510	484	450	320	400	378	550	8 x11	11
AIR-A-U/500.... EX	420	560	537	500	370	450	378	600	8 x11	11
AIR-A-U/560.... EX	420	620	597	560	420	500	378	670	8 x11	11
AIR-A-U/630.... EX	470	590	667	630	460	540	428	790	8 x11	11
AIR-A-U/710.... EX	500	770	747	710	500	600	458	870	8 x11	11
AIR-A-U/800.... EX	580	880	844	800	580	680	538	970	16 x 11	11
AIR-A-U/900.... EX	700	980	944	900	660	760	644	1070	16 x13	13
AIR-A-U/1000.... EX	775	1080	1044	1000	750	850	717	1167	16 x 13	13
AIR-A-U/1120.... EX	775	1330	1294	1250	960	1060	717	1417	16 x 13	13
AIR-A-U/1250.... EX	775	1480	1444	1400	1150	1210	717	1567	16 x13	13

Figure 3: Long Body Axial Shell Ex-Proof Fan Series General Dimensions

GENERAL SAFETY INSTRUCTIONS

**** in this chapter, transporting, installing, using, maintaining the machine the safety instructions must be followed during the procedures and scrapping.**

WARNING LABELS ON THE MACHINE



Elektrik Var



Attent



Rotating machine



Shake hands



Earth



Under load
Don't stop

Figure – 9: Warning labels on the machine

**** These pictures and labels are for giving ideas. It may not match the labels on the machine being delivered.**

DURING TRANSPORT AND TRANSPORT

To prevent damage to your product at the time of transportation;

- When packaging the product, it is observed to meet normal handling conditions. It must always be carried in its original packaging to avoid possible damage and damage.
- Lifting and loading must only be carried out by authorized and qualified personnel.
- It must not be kept in rain or wet conditions.
- The products must be placed completely immobilized in the vehicle to be transported in order to avoid possible tipping or falling.
- The product must be stored in its own packaging, without exposure to any vibration, dust, corrosive or chemical substances until it reaches its installation site. When it reaches you, do not accept products that are not in the original package or that you have identified as being opened.
- Suitable lifts must be used to prevent damage to the product and its people when transporting products with too much weight.
- All necessary measures must be taken to prevent damage caused by unconditive, rapid lifting and lowering situations.

After the product has been unpacked;

- Check the accuracy of the product you have received.
- The product must be checked for damage during transport. If any missing or damaged parts/parts are present, the shipping company and the Aironn Logistics Department must be notified immediately, verbally and in writing.
- Parts shipped separately and unassembled on site when receiving devices (vibration mount, counter flange, etc.) check that it was sent in a separate box from the dispatch slip. Keep these materials in a safe place.
- If any damage has occurred during transport, immediately report damaged products to the Aironn Logistics Department and the shipping company by taking a photograph of them and taking a report.
- The product must not be lifted by holding it by the electrical cables or the breakout box. Any damage to the vanes must be avoided during transport.
- Personnel should wear hard hat, gloves and steel toe shoes during transport.

Observe the following instructions when transporting and transporting;

- 1- Ensure that the products are properly and securely packed before placing them in the transport vehicle.
- 2- Before lifting and transporting the fan or accessories, observe the following points:
 - Total weight and center of gravity
 - Largest thread sizes
 - Position the lifting points at
- 3- The load-bearing capacity of the vehicle used must correspond to the weight of the fan and its accessories.
- 4- The lifting process must be started after all safety conditions have been met.
- 5- Never stand under or near the raised load. 6 - to move the device to the platform, move it out of the appliance
the correctly stretched part must not be used as a stop. To move the appliance onto the platform, only use the shackle mounted on the appliance or the large holes in the base base base base for special transport.
- 7- During transport or lifting, the appliance must not be tilted or overturned.
- 8- When picking up units from the truck with the truck, it must be ensured that the load is evenly distributed on the fork arms and that the forks do not hit the body and the base frame of the equipment.
- 9- If the units are removed from the truck by means of a crease/hoist, ensure that the load is evenly distributed and no steel rope should be used as lifting equipment. The equipment must be protected from contact with the rope.
- 10- If any other lifting method is used, suitable lifting blocks must be placed under the appliance to perform the lifting.

- 11- Equipment lifting and fit during care must be taken for severe impacts and necessary precautions must be taken.
- 12- Products must be transported by securing them to the transport vehicle.
- 13- Downloading products from the vehicle must be carried out with the specified accuracy for the loading process.

IT IS FORBIDDEN TO PLACE ANY MATERIAL, TOOLS OR LOADS ON THE PRODUCTS!



***** Any adverse situation that may arise during the shipment of the product cannot be held responsible for AIRONN.***

AIRONN